



# ASBK RESULTS

## AUSTRALIAN SUPERSPORT 300 CHAMPIONSHIP


Date: 28/02/20  
 Event: Q05  
 Weather: Partly cloudy - Temp: 18.2C  
 Track: Dry - Temp: 29.5C


### Qualifying

Started at: 17:38:04  
 Laps: 15 Min  
 Starters: 43  
 Printed at: 18:17

### CLASSIFICATION

Pos	No	Name	Machine	Fastest Lap	On Lap	Behind Leader	Behind Prev	Top Speed
1	43	Harry KHOURI (NSW) / Addicted To Track / NSW Helicopter / Excite Motorsports / Motonational Access.	Kawasaki Ninja	1:48.490	4 of 7			191
2	99	Jacob HATCH (NSW) / Motocity / Jekyl & Hyde / PTT Lubricants	Yamaha YZF-R3	1:49.161	6 of 6	.671	.671	195
3	72	Ben BAKER (NSW) / WNR / SCK / Utech / Peregrine 1 / Design / West / Shoei / Yamaha Aust.	Yamaha YZF-R3	1:49.312	3 of 8	.822	.151	194
4	355	Laura BROWN (NSW) / The Bare Bird / Bikebiz / Shark Helmets / IXON / Falco Boots	Yamaha YZF-R3	1:49.503	3 of 8	1.013	.191	197
5	36	Angus GRENFELL (VIC) / ABU Engineering / Peek Visual	Yamaha YZF-R3	1:49.512	3 of 8	1.022	.009	196
6	25	Luke JHONSTON (VIC) / Proworx / The Bike Vault Castlemaine / Motul / AGV Helmets / RK Chains	Kawasaki Ninja	1:49.781	3 of 8	1.291	.269	198
7	47	Zylas BUNTING (NSW) / Proworx / Blayney M-cycles / Well Sprung Susp. / Penrite Oils / WRP Bridgestone	Kawasaki Ninja	1:49.918	8 of 8	1.428	.137	199
8	11	Brandon DEMMERY (NSW) / Ian Irving / Gorilla Energy / Rev Heads / Yamaha / YRD	Yamaha YZF-R3	1:49.924	8 of 8	1.434	.006	196
9	15	Olly SIMPSON (SA) / Simpson Crash / Simpson Signs	Yamaha YZF-R3	1:49.962	3 of 8	1.472	.038	195
10	97	Peter NERLICH (VIC) / TCN Racing	Kawasaki Ninja	1:50.006	8 of 8	1.516	.044	200
11	69	Archie McDONALD (NSW) / GTR Motostars Team / RS+C / Motostars / Doctor Mak / YRD / Motul / Pirelli	Yamaha YZF-R3	1:50.058	3 of 7	1.568	.052	194
12	308	John LYTRAS (QLD) / Caboolture Yamaha / AGV / TCX / Peregrine / Barry's Dyno / Fusion Trackfit	Yamaha YZF-R3	1:50.237	6 of 6	1.747	.179	194
13	78	Caleb GILMORE (NZ) / Metcher M-sport / Valid Technologies / Ezprint / Platinum M-cycles	Yamaha YZF-R3	1:50.247	2 of 7	1.757	.010	193
14	68	Luke POWER (VIC) / Proworx / Blayney M-cycles / Well Sprung Susp. / Penrite Oils / Bridgestone	Kawasaki Ninja	1:50.284	6 of 7	1.794	.037	186
15	16	James JACOBS (NSW) / EK Chains / WRP Bridgestone	Kawasaki Ninja	1:50.457	6 of 8	1.967	.173	201
16	333	Yannis SHAW (NSW) / WRP Bridgestone / Select Fresh Providores / Andrews Meat Industries	Kawasaki Ninja	1:50.642	2 of 8	2.152	.185	197
17	407	Jake SENIOR (VIC) / Proworx / Blayney M-cycles / Well Sprung Susp. / Penrite Oils / Bridgestone	Kawasaki Ninja	1:50.790	3 of 8	2.300	.148	199
18	121	Reece OUGHTRED (VIC) / Dynoverks / CarlCoxMotorsport / De Menna Cranes / Chandler	Yamaha YZF-R3	1:50.856	4 of 8	2.366	.066	201
19	88	Joseph MARINIELLO (VIC) / Proworx / Blayney M-cycles / Well Sprung Susp. / Penrite Oils / Bridgestone	Kawasaki Ninja	1:50.869	5 of 8	2.379	.013	196
20	127	Filippo ROVELLI (ITA) / @parkingo / BC performance	Kawasaki Ninja	1:51.004	4 of 6	2.514	.135	187
21	95	Matthew RINDEL (VIC) / Mick Hone M-cycles / Suspensions 'R Us / Woodcraft / Retroooms / Aeros	Yamaha YZF-R3	1:51.519	6 of 8	3.029	.515	194
22	49	Jake FARNSWORTH (NSW) / Worth Race Developments / Hi-tec Oils / Kingsdene Automotive / Brisk	Yamaha YZF-R3	1:51.614	4 of 8	3.124	.095	196


  
 Chief Timekeeper - Scott Laing

  
 Clerk of Course - Tom Williams



**COMPUTIME RACE TIMING SYSTEMS PTY LTD**  
**www.computime.com.au**

E-mail: scott@computime.com.au / Ph: 0418 17 13 17





# ASBK RESULTS

## AUSTRALIAN SUPERSPORT 300 CHAMPIONSHIP

### Qualifying

Date: 28/02/20  
 Event: Q05  
 Weather: Partly cloudy - Temp: 18.2C  
 Track: Dry - Temp: 29.5C

Started at: 17:38:04  
 Laps: 15 Min  
 Starters: 43  
 Printed at: 18:17

### CLASSIFICATION

Pos	No	Name	Machine	Fastest Lap	On Lap	Behind Leader	Behind Prev	Top Speed
23	42	Kyle O'CONNELL (QLD) / Gorilla Beverages / Surefire Security Group / Yamaha / YRD	Yamaha YZF-R3	1:52.264	3 of 7	3.774	.650	191
24	21	Luca DURNING (NZ) / Addicted To Track Racing	Yamaha YZF-R3	1:52.347	7 of 8	3.857	.083	193
25	161	Josh NODEN (VIC) / Starlight	Yamaha YZF-R3	1:52.399	2 of 8	3.909	.052	194
26	110	Zak PETTENDY (NSW) / bikesales.com.au	Yamaha YZF-R3	1:52.778	3 of 8	4.288	.379	196
27	55	Zachary JOHNSON (VIC)	Yamaha YZF-R3	1:52.921	2 of 8	4.431	.143	194
28	59	Tom DRANE (NSW)	Yamaha YZF-R3	1:53.187	6 of 8	4.697	.266	196
29	56	Jesse WOODS (TAS) / Bridgestone / Spectrum Paints / SPLAT / Dolby Pacific / Renton Racing	Yamaha YZF-R3	1:53.277	8 of 8	4.787	.090	194
30	37	Patrick BOGNAR (VIC) / Dynoverks / Sign Pro / Ricondi / OMC	Yamaha YZF-R3	1:53.351	4 of 8	4.861	.074	193
31	29	Ryan SMITH (NSW) / DK Heavy Plant Serv. / Elite Air & Electrical / KYT Helmets / Port Tune Perform.	Yamaha YZF-R3	1:53.384	2 of 7	4.894	.033	190
32	30	Stephany KAPILAWI-JAMES (QLD) / Big Knobs Crash Sliders / Stitch Smith / Caloundra Sticker Man / Bridgestone	Yamaha YZF-R3	1:53.453	8 of 8	4.963	.069	190
33	66	Mitchell SIMPSON (SA) / Simpson Crash / Simpson Signs	Yamaha YZF-R3	1:53.457	7 of 8	4.967	.004	185
34	28	Tayla RELPH (QLD) / JC M-sports / Earmold Aust. / SpeedAngle Aust. / GB Racing / Dolby Pacific Clothing	Yamaha YZF-R3	1:54.641	3 of 6	6.151	1.184	194
35	45	Jamie PORT (VIC) / Yamaha / AGV / Pirelli / Motul / Ricondi / Verafire	Yamaha YZF-R3	1:54.717	6 of 8	6.227	.076	191
36	22	Keegan PICKERING (NSW) / Jekyl + Hyde / Sport Savvy Aust. / Earmould Aust. / Kompress Co	Yamaha YZF-R3	1:55.360	4 of 8	6.870	.643	188
37	131	Adam COX (QLD) / 131202 Racing	KTM RC	1:55.655	4 of 4	7.165	.295	182
38	17	Olly SHORT (VIC) / MCA / Doyle & Shields / Racelines Raceglass / PTR	Yamaha YZF-R3	1:55.723	6 of 8	7.233	.068	183
39	18	Tristan VERCOE (QLD) / Motorcycle Sportsmen of Qld	Kawasaki Ninja	1:56.152	6 of 8	7.662	.429	187
40	52	Hannah STEWART (WA) / Banhams WA Road Racing / Leading Edge M-cycle Sport / Penrite Oil	Yamaha YZF-R3	1:56.751	3 of 7	8.261	.599	182
41	13	Jordy SIMPSON (SA) / Simpson Crash / Simpson Signs	Yamaha YZF-R3	1:56.932	6 of 7	8.442	.181	182
42	26	Dominic FLETCHER (NSW) / Power Sport Central / AGV Aust. / Whisky Throttle Industries / Port Perform.	Yamaha YZF-R3	2:01.855	3 of 7	13.365	4.923	180

Number of Qualifiers: 42

#### Non-qualifiers


DNQ	76	Lindsay RUSSELL (NSW) / Coastal Motorcycle Centre	Kawasaki Ninja	2:04.802	6 of 7	16.312	2.947	176
-----	----	---	----------------	----------	--------	--------	-------	-----

Current qualifying record for SS300 class - 1:47.696 by Hunter FORD (NSW) on a Yamaha YZF-R3 set on 13/10/18

\*\*\* NON-QUALIFIER BASED ON QUALIFYING TIME (No. 26) PERMITTED TO START BY CLERK OF COURSE. NON-QUALIFIER (No. 76) NOT PERMITTED TO START \*\*\*

The results are provisional until the end of the time limit for protests and appeals.


  
 Chief Timekeeper - Scott Laing

  
 Clerk of Course - Tom Williams



**COMPUTIME RACE TIMING SYSTEMS PTY LTD**  
[www.computime.com.au](http://www.computime.com.au)

E-mail: [scott@computime.com.au](mailto:scott@computime.com.au) / Ph: 0418 17 13 17





# ASBK RESULTS

## AUSTRALIAN SUPERSPORT 300 CHAMPIONSHIP

Date: 28/02/20  
 Event: Q05  
 Weather: Partly cloudy - Temp: 18.2C  
 Track: Dry - Temp: 29.5C

### Qualifying

Started at: 17:38:04  
 Laps: 15 Min  
 Starters: 43  
 Printed at: 18:17

### LAP TIMES

No	Name	Lap 1	Lap 2	Lap 3	Lap 4	Lap 5	Lap 6	Lap 7	Lap 8
11	Brandon DEMMERY (NSW)	1:53.247	1:50.530	1:51.088	1:50.303	1:50.677	1:51.155	1:53.560	<b>1:49.924</b>
13	Jordy SIMPSON (SA)	2:02.259	2:02.860	1:59.396	1:57.995	1:57.547	<b>1:56.932</b>	1:57.778	
15	Oilly SIMPSON (SA)	1:51.155	1:50.398	<b>1:49.962</b>	1:50.032	2:12.934	1:50.465	1:50.385	3:08.903
16	James JACOBS (NSW)	1:53.598	1:51.950	1:51.490	1:52.179	1:51.989	<b>1:50.457</b>	1:56.373	1:52.361
17	Oilly SHORT (VIC)	1:58.424	1:57.019	1:56.692	1:55.758	1:56.009	<b>1:55.723</b>	1:58.569	1:56.235
18	Tristan VERCOE (QLD)	1:59.441	1:56.446	1:56.253	1:56.488	1:57.523	<b>1:56.152</b>	1:56.439	2:00.300
21	Luca DURNING (NZ)	1:57.554	1:55.202	1:53.940	1:53.606	1:59.336	1:55.307	<b>1:52.347</b>	1:53.602
22	Keegan PICKERING (NSW)	1:57.417	1:59.994	1:55.969	<b>1:55.360</b>	1:56.076	1:56.754	1:56.358	1:56.269
25	Luke JHONSTON (VIC)	1:55.157	1:50.114	<b>1:49.781</b>	1:49.783	2:23.569	1:53.722	1:49.795	1:50.916
26	Dominic FLETCHER (NSW)	2:04.300	2:03.823	<b>2:01.855</b>	2:02.332	2:52.956	2:14.460	2:02.011	
28	Tayla RELPH (QLD)	2:58.655	2:02.870	<b>1:54.641</b>	1:56.004	1:54.706	2:06.216		
29	Ryan SMITH (NSW)	1:55.625	<b>1:53.384</b>	2:26.801	2:22.974	2:20.568	1:54.693	1:55.312	
30	Stephany KAPILAWI-JAMES (QLD)	1:55.756	1:55.093	1:53.658	1:53.619	1:54.689	1:54.106	1:54.851	<b>1:53.453</b>
36	Angus GRENFELL (VIC)	1:55.688	1:50.097	<b>1:49.512</b>	1:50.073	1:53.985	1:50.597	1:51.683	1:52.188
37	Patrick BOGNAR (VIC)	1:56.311	1:55.066	1:53.528	<b>1:53.351</b>	1:54.806	1:53.911	1:54.510	1:53.959
42	Kyle O'CONNELL (QLD)	1:53.297	1:52.268	<b>1:52.264</b>	2:18.999	2:02.777	2:48.154	1:55.757	
43	Harry KHOURI (NSW)	1:50.562	1:49.359	1:48.553	<b>1:48.490</b>	3:14.146	1:54.453	1:49.048	
45	Jamie PORT (VIC)	1:58.170	1:55.616	1:55.433	1:55.607	1:55.238	<b>1:54.717</b>	1:55.154	1:54.790
47	Zylas BUNTING (NSW)	1:54.732	1:52.048	1:51.125	1:53.189	1:52.044	1:53.086	1:50.776	<b>1:49.918</b>
49	Jake FARNSWORTH (NSW)	1:53.640	1:52.907	1:51.806	<b>1:51.614</b>	1:52.635	1:52.212	1:52.712	1:51.670
52	Hannah STEWART (WA)	1:58.932	1:58.216	<b>1:56.751</b>	1:57.455	1:57.095	1:57.165	1:57.368	
55	Zachary JOHNSON (VIC)	1:52.994	<b>1:52.921</b>	1:54.758	1:54.807	1:54.762	1:54.204	1:54.697	1:53.889
56	Jesse WOODS (TAS)	1:56.636	1:54.204	1:53.967	1:53.596	1:58.557	1:55.139	1:55.523	<b>1:53.277</b>
59	Tom DRANE (NSW)	1:58.289	1:55.148	1:53.863	1:54.726	1:55.173	<b>1:53.187</b>	1:54.857	1:53.547
66	Mitchell SIMPSON (SA)	1:55.743	1:53.957	1:55.515	1:54.875	1:54.763	1:54.414	<b>1:53.457</b>	1:54.024
68	Luke POWER (VIC)	1:52.726	1:51.131	1:52.711	1:54.363	2:18.434	<b>1:50.284</b>	1:50.530	
69	Archie McDONALD (NSW)	1:53.301	1:54.784	<b>1:50.058</b>	1:54.755	1:50.873	1:51.474	1:50.962	
72	Ben BAKER (NSW)	1:55.344	1:50.277	<b>1:49.312</b>	1:49.317	1:54.632	1:51.300	1:51.167	1:51.862
76	Lindsay RUSSELL (NSW)	2:08.307	2:10.817	2:06.035	2:05.924	2:05.882	<b>2:04.802</b>	2:05.834	
78	Caleb GILMORE (NZ)	1:55.404	<b>1:50.247</b>	1:51.395	1:52.700	1:50.909	1:50.575	1:51.774	
88	Joseph MARINIELLO (VIC)	1:54.712	1:53.056	1:53.394	1:51.599	<b>1:50.869</b>	1:52.586	1:54.434	1:53.445


Chief Timekeeper - Scott Laing

Clerk of Course - Tom Williams



**COMPUTIME RACE TIMING SYSTEMS PTY LTD**  
[www.computime.com.au](http://www.computime.com.au)

E-mail: [scott@computime.com.au](mailto:scott@computime.com.au) / Ph: 0418 17 13 17





# ASBK RESULTS

## AUSTRALIAN SUPERSPORT 300 CHAMPIONSHIP

Date: 28/02/20  
 Event: Q05  
 Weather: Partly cloudy - Temp: 18.2C  
 Track: Dry - Temp: 29.5C

### Qualifying


Started at: 17:38:04  
 Laps: 15 Min  
 Starters: 43  
 Printed at: 18:17


### LAP TIMES

No	Name	Lap 1	Lap 2	Lap 3	Lap 4	Lap 5	Lap 6	Lap 7	Lap 8
95	Matthew RINDEL (VIC)	1:57.956	1:52.084	1:52.310	1:52.618	1:53.898	<b>1:51.519</b>	1:52.965	1:53.068
97	Peter NERLICH (VIC)	1:54.664	1:51.598	1:50.756	1:50.364	1:50.797	1:53.458	1:50.533	<b>1:50.006</b>
99	Jacob HATCH (NSW)	2:01.243	1:53.177	1:50.432	1:50.846	1:50.508	<b>1:49.161</b>		
110	Zak PETTENDY (NSW)	1:54.913	1:55.764	<b>1:52.778</b>	1:54.088	1:54.155	1:53.963	1:54.226	1:53.894
121	Reece OUGHTRED (VIC)	1:53.526	1:52.160	1:51.155	<b>1:50.856</b>	1:53.710	1:52.025	1:51.789	1:51.522
127	Filippo ROVELLI (ITA)	2:06.899	1:52.782	1:51.680	<b>1:51.004</b>	2:50.354	2:01.380		
131	Adam COX (QLD)	1:56.198	2:00.421	1:55.957	<b>1:55.655</b>				
161	Josh NODEN (VIC)	1:55.964	<b>1:52.399</b>	1:53.009	1:52.677	1:53.704	1:53.260	1:56.988	1:53.839
308	John LYTRAS (QLD)	1:53.838	1:51.314	1:54.427	5:32.628	1:54.838	<b>1:50.237</b>		
333	Yannis SHAW (NSW)	1:52.911	<b>1:50.642</b>	1:52.729	1:50.684	1:51.300	1:51.185	1:51.312	1:51.319
355	Laura BROWN (NSW)	1:51.380	1:49.871	<b>1:49.503</b>	1:49.598	2:27.067	1:52.680	1:50.010	1:50.679
407	Jake SENIOR (VIC)	1:55.850	1:51.631	<b>1:50.790</b>	1:52.536	1:53.514	1:52.272	1:52.417	1:52.939

\*\*\* NON-QUALIFIER BASED ON QUALIFYING TIME (No. 26) PERMITTED TO START BY CLERK OF COURSE. NON-QUALIFIER (No. 76) NOT PERMITTED TO START \*\*\*

The results are provisional until the end of the time limit for protests and appeals.


  
 Chief Timekeeper - Scott Laing

  
 Clerk of Course - Tom Williams



**COMPUTIME RACE TIMING SYSTEMS PTY LTD**  
[www.computime.com.au](http://www.computime.com.au)

E-mail: [scott@computime.com.au](mailto:scott@computime.com.au) / Ph: 0418 17 13 17





# ASBK RESULTS

## AUSTRALIAN SUPERSPORT 300 CHAMPIONSHIP

Date: 28/02/20  
 Event: Q05  
 Weather: Partly cloudy - Temp: 18.2C  
 Track: Dry - Temp: 29.5C

### Qualifying

Started at: 17:38:04  
 Laps: 15 Min  
 Starters: 43  
 Printed at: 18:17

### SPLIT TIMES

Lap	Split 1	Split 2	Split 3	Split 4	Lap Time	Spd	Lap	Split 1	Split 2	Split 3	Split 4	Lap Time	Spd
<b>11 Brandon DEMMERY (NSW) (8th)</b>							7	28.500	34.904	21.685	31.284	1:56.373	193
1	26.905	32.514	21.435	32.393	1:53.247	193	8	27.289	32.116	21.469	31.487	1:52.361	188
2	26.551	32.114	21.219	30.646	1:50.530	194							
3	26.777	31.924	20.981	31.406	1:51.088	196							
4	26.476	31.794	21.260	30.773	1:50.303	194							
5	26.292	32.084	21.166	31.135	1:50.677	194							
6	26.291	32.393	21.271	31.200	1:51.155	196							
7	29.606	32.651	<b>20.877</b>	<b>30.426</b>	1:53.560	184							
8	<b>26.106</b>	<b>31.750</b>	21.107	30.961	<b>1:49.924</b>	195							
							<b>17 Olly SHORT (VIC) (38th)</b>						
							1	28.882	34.510	22.245	32.787	1:58.424	183
							2	28.180	34.168	22.366	32.305	1:57.019	182
							3	28.104	33.814	22.399	32.375	1:56.692	181
							4	<b>27.775</b>	33.432	22.140	32.411	1:55.758	182
							5	28.019	33.541	22.130	32.319	1:56.009	178
							6	28.284	<b>33.428</b>	<b>22.090</b>	<b>31.921</b>	<b>1:55.723</b>	176
							7	27.924	36.147	22.305	32.193	1:58.569	178
							8	28.323	33.558	22.128	32.226	1:56.235	174
<b>13 Jordy SIMPSON (SA) (41th)</b>													
1	30.092	34.984	23.349	33.834	2:02.259	176							
2	29.416	35.681	23.768	33.995	2:02.860	182							
3	29.437	34.292	22.608	33.059	1:59.396	179							
4	28.874	33.856	22.334	32.931	1:57.995	178							
5	28.764	33.874	22.238	32.671	1:57.547	176							
6	<b>28.562</b>	<b>33.631</b>	<b>22.175</b>	<b>32.564</b>	<b>1:56.932</b>	179							
7	28.801	33.671	22.217	33.089	1:57.778	178							
							<b>18 Tristan VERCOE (QLD) (39th)</b>						
							1	28.092	35.813	23.055	32.481	1:59.441	187
							2	27.754	33.982	22.461	<b>32.249</b>	1:56.446	182
							3	<b>27.489</b>	34.202	22.221	32.341	1:56.253	183
							4	27.972	33.533	22.389	32.594	1:56.488	179
							5	27.840	35.151	22.121	32.411	1:57.523	179
							6	27.628	33.603	<b>22.015</b>	32.906	<b>1:56.152</b>	183
							7	28.063	<b>33.485</b>	22.220	32.671	1:56.439	185
							8	28.715	35.110	23.058	33.417	2:00.300	183
<b>15 Olly SIMPSON (SA) (9th)</b>													
1	26.518	32.267	21.475	30.895	1:51.155	193							
2	26.359	31.922	21.256	<b>30.861</b>	1:50.398	190							
3	26.699	<b>31.367</b>	<b>20.928</b>	30.968	<b>1:49.962</b>	191							
4	<b>26.182</b>	31.800	21.168	30.882	1:50.032	195							
5	36.888	43.720	21.377	30.949	2:12.934	175							
6	26.540	31.902	21.034	30.989	1:50.465	184							
7	26.323	31.830	21.244	30.988	1:50.385	195							
8	47.234	1:23.027	24.176	34.466	3:08.903	160							
							<b>21 Luca DURNING (NZ) (24th)</b>						
							1	28.102	33.696	22.403	33.353	1:57.554	191
							2	27.850	33.549	21.871	31.932	1:55.202	193
							3	27.514	33.592	21.494	31.340	1:53.940	186
							4	27.518	33.357	21.409	31.322	1:53.606	193
							5	<b>27.155</b>	33.089	21.614	37.478	1:59.336	193
							6	27.714	33.650	22.321	31.622	1:55.307	184
							7	27.188	32.947	<b>21.323</b>	<b>30.889</b>	<b>1:52.347</b>	191
							8	27.784	<b>32.747</b>	21.611	31.460	1:53.602	192
<b>16 James JACOBS (NSW) (15th)</b>													
1	27.363	32.951	21.589	31.695	1:53.598	191							
2	27.248	32.385	21.314	31.003	1:51.950	199							
3	27.097	32.286	21.192	30.915	1:51.490	194							
4	26.789	<b>31.970</b>	22.056	31.364	1:52.179	195							
5	27.161	32.488	21.361	30.979	1:51.989	195							
6	<b>26.659</b>	32.283	<b>21.108</b>	<b>30.407</b>	<b>1:50.457</b>	201							
							<b>22 Keegan PICKERING (NSW) (36th)</b>						
							1	28.380	34.188	22.324	32.525	1:57.417	188
							2	28.103	33.982	25.455	32.454	1:59.994	182

*Scott Laing*  
 Chief Timekeeper - Scott Laing

*Tom Williams*  
 Clerk of Course - Tom Williams



**COMPUTIME RACE TIMING SYSTEMS PTY LTD**  
**www.computime.com.au**

E-mail: scott@computime.com.au / Ph: 0418 17 13 17





# ASBK RESULTS

## AUSTRALIAN SUPERSPORT 300 CHAMPIONSHIP

Date: 28/02/20  
 Event: Q05  
 Weather: Partly cloudy - Temp: 18.2C  
 Track: Dry - Temp: 29.5C

### Qualifying

Started at: 17:38:04  
 Laps: 15 Min  
 Starters: 43  
 Printed at: 18:17

### SPLIT TIMES

Lap	Split 1	Split 2	Split 3	Split 4	Lap Time	Spd	Lap	Split 1	Split 2	Split 3	Split 4	Lap Time	Spd
3	28.034	33.746	<b>22.012</b>	32.177	1:55.969	182	2	27.858	<b>32.819</b>	<b>21.431</b>	<b>31.276</b>	<b>1:53.384</b>	189
4	27.626	<b>33.631</b>	22.116	<b>31.987</b>	<b>1:55.360</b>	183	3	<b>27.399</b>	33.039	21.648	1:04.715	2:26.801	190
5	<b>27.545</b>	33.742	22.193	32.596	1:56.076	182	4	53.068	34.233	22.199	33.474	2:22.974 P	
6	28.182	33.838	22.328	32.406	1:56.754	179	5	29.288	57.687	21.656	31.937	2:20.568	172
7	28.039	33.824	22.268	32.227	1:56.358	179	6	27.676	33.733	21.575	31.709	1:54.693	184
8	28.141	33.785	22.185	32.158	1:56.269	179	7	27.945	33.453	21.751	32.163	1:55.312	182
<b>25 Luke JHONSTON (VIC) (6th)</b>							<b>30 Stephany KAPILAWI-JAMES (QLD) (32th)</b>						
1	26.979	33.088	24.090	31.000	1:55.157	188	1	28.001	32.999	21.960	32.796	1:55.756	188
2	26.597	<b>31.551</b>	21.117	30.849	1:50.114	189	2	28.131	<b>32.933</b>	22.151	31.878	1:55.093	190
3	26.605	31.768	<b>20.835</b>	<b>30.573</b>	<b>1:49.781</b>	190	3	27.559	33.052	21.506	31.541	1:53.658	188
4	<b>26.297</b>	31.633	20.985	30.868	1:49.783	193	4	27.598	32.953	21.832	31.236	1:53.619	186
5	26.785	36.421	21.210	59.153	2:23.569	192	5	27.454	33.874	21.443	31.918	1:54.689	189
6	28.147	32.028	22.515	31.032	1:53.722 P		6	28.063	33.431	<b>21.358</b>	31.254	1:54.106	185
7	26.326	31.828	21.060	30.581	1:49.795	193	7	28.411	32.947	21.703	31.790	1:54.851	184
8	26.639	32.386	21.040	30.851	1:50.916	198	8	<b>27.433</b>	33.069	21.842	<b>31.109</b>	<b>1:53.453</b>	184
<b>26 Dominic FLETCHER (NSW) (42th)</b>							<b>36 Angus GRENFELL (VIC) (5th)</b>						
1	30.181	36.296	23.835	33.988	2:04.300	180	1	27.032	32.647	25.199	30.810	1:55.688	188
2	30.285	35.751	23.557	34.230	2:03.823	178	2	26.842	32.056	21.042	<b>30.157</b>	1:50.097	191
3	29.763	<b>35.182</b>	23.094	33.816	<b>2:01.855</b>	179	3	26.849	<b>31.442</b>	<b>20.733</b>	30.488	<b>1:49.512</b>	192
4	29.521	35.639	23.453	33.719	2:02.332	179	4	<b>26.450</b>	31.736	20.964	30.923	1:50.073	196
5	29.570	37.197	26.185	1:20.004	2:52.956	178	5	26.582	32.258	21.689	33.456	1:53.985	191
6	35.427	43.420	<b>22.696</b>	<b>32.917</b>	2:14.460 P		6	26.637	32.237	20.956	30.767	1:50.597	194
7	<b>29.396</b>	35.243	23.258	34.114	2:02.011	180	7	27.000	32.050	21.284	31.349	1:51.683	185
							8	26.800	32.083	22.414	30.891	1:52.188	191
<b>28 Tayla RELPH (QLD) (34th)</b>							<b>37 Patrick BOGNAR (VIC) (30th)</b>						
1	28.983	34.342	22.644	1:32.686	2:58.655	182	1	27.992	34.331	22.416	31.572	1:56.311	188
2	30.927	36.837	22.941	32.165	2:02.870 P		2	27.904	33.728	21.762	31.672	1:55.066	193
3	<b>27.321</b>	<b>33.099</b>	22.067	32.154	<b>1:54.641</b>	194	3	27.339	33.248	<b>21.716</b>	<b>31.225</b>	1:53.528	192
4	28.214	33.615	22.169	32.006	1:56.004	177	4	<b>27.219</b>	32.863	21.985	31.284	<b>1:53.351</b>	188
5	27.930	33.626	<b>21.764</b>	<b>31.386</b>	1:54.706	182	5	27.380	33.340	22.095	31.991	1:54.806	185
6	27.602	33.210	21.958	43.446	2:06.216	188	6	27.791	<b>32.724</b>	22.033	31.363	1:53.911	185
<b>29 Ryan SMITH (NSW) (31th)</b>													
1	28.299	33.559	22.093	31.674	1:55.625	182	7	27.996	33.224	21.810	31.480	1:54.510	183
							8	27.416	33.476	21.813	31.254	1:53.959	191


*Scott Laing*  
 Chief Timekeeper - Scott Laing

*Tom Williams*  
 Clerk of Course - Tom Williams



**COMPUTIME RACE TIMING SYSTEMS PTY LTD**  
**www.computime.com.au**

E-mail: scott@computime.com.au / Ph: 0418 17 13 17





# ASBK RESULTS

## AUSTRALIAN SUPERSPORT 300 CHAMPIONSHIP

Date: 28/02/20  
 Event: Q05  
 Weather: Partly cloudy - Temp: 18.2C  
 Track: Dry - Temp: 29.5C

### Qualifying

Started at: 17:38:04  
 Laps: 15 Min  
 Starters: 43  
 Printed at: 18:17

### SPLIT TIMES

Lap	Split 1	Split 2	Split 3	Split 4	Lap Time	Spd	Lap	Split 1	Split 2	Split 3	Split 4	Lap Time	Spd
42 Kyle O'CONNELL (QLD) (23th)							8	26.485	<b>32.123</b>	21.188	<b>30.122</b>	<b>1:49.918</b>	196
1	27.811	<b>32.356</b>	21.742	31.388	1:53.297	191	49 Jake FARNSWORTH (NSW) (22th)						
2	26.849	32.833	21.442	31.144	1:52.268	187	1	27.530	32.919	21.702	31.489	1:53.640	196
3	27.013	32.418	<b>21.345</b>	31.488	<b>1:52.264</b>	189	2	27.454	32.896	21.394	31.163	1:52.907	188
4	27.241	32.828	22.072	56.858	2:18.999	185	3	<b>27.068</b>	<b>32.167</b>	21.469	31.102	1:51.806	195
5	28.182	34.248	29.432	<b>30.915</b>	2:02.777 P		4	27.169	32.207	<b>21.185</b>	31.053	<b>1:51.614</b>	195
6	<b>26.583</b>	34.231	25.268	1:22.072	2:48.154	188	5	27.189	32.602	21.519	31.325	1:52.635	187
7	29.919	32.425	21.564	31.849	1:55.757 P		6	27.728	32.761	21.379	<b>30.344</b>	1:52.212	190
43 Harry KHOURI (NSW) (1st)							7	27.444	32.914	21.596	30.758	1:52.712	188
1	26.584	31.794	21.305	30.879	1:50.562	189	8	27.075	32.391	21.345	30.859	1:51.670	193
2	26.220	31.458	21.188	30.493	1:49.359	189	52 Hannah STEWART (WA) (40th)						
3	26.158	<b>31.235</b>	20.745	30.415	1:48.553	189	1	29.745	<b>33.851</b>	22.549	32.787	1:58.932	178
4	<b>25.858</b>	31.364	20.888	30.380	<b>1:48.490</b>	191	2	29.237	34.256	22.150	32.573	1:58.216	182
5	25.888	40.930	21.416	1:45.912	3:14.146	190	3	28.180	33.886	<b>22.017</b>	32.668	<b>1:56.751</b>	179
6	31.760	31.715	<b>20.736</b>	<b>30.242</b>	1:54.453 P		4	28.141	34.783	22.217	<b>32.314</b>	1:57.455	180
7	26.333	31.250	20.978	30.487	1:49.048	187	5	28.357	33.894	22.366	32.478	1:57.095	177
45 Jamie PORT (VIC) (35th)							6	28.134	34.351	22.159	32.521	1:57.165	178
1	27.964	33.741	22.424	34.041	1:58.170	191	7	<b>28.054</b>	33.952	22.518	32.844	1:57.368	179
2	27.871	33.244	22.424	32.077	1:55.616	188	55 Zachary JOHNSON (VIC) (27th)						
3	27.813	33.010	22.057	32.553	1:55.433	191	1	<b>26.664</b>	32.901	21.821	31.608	1:52.994	185
4	28.219	33.576	<b>21.949</b>	31.863	1:55.607	181	2	26.980	32.614	<b>21.727</b>	31.600	<b>1:52.921</b>	192
5	<b>27.698</b>	33.182	22.316	32.042	1:55.238	189	3	27.588	32.969	22.050	32.151	1:54.758	182
6	27.750	32.913	22.106	31.948	<b>1:54.717</b>	187	4	27.451	33.279	22.189	31.888	1:54.807	178
7	28.047	33.044	22.202	31.861	1:55.154	186	5	27.434	34.022	21.811	31.495	1:54.762	183
8	28.547	<b>32.639</b>	21.969	<b>31.635</b>	1:54.790	188	6	27.701	33.089	21.956	<b>31.458</b>	1:54.204	188
47 Zylas BUNTING (NSW) (7th)							7	27.501	<b>32.577</b>	22.482	32.137	1:54.697	194
1	28.260	33.183	21.636	31.653	1:54.732	191	8	27.413	33.159	21.813	31.504	1:53.889	186
2	26.808	32.582	21.420	31.238	1:52.048	187	56 Jesse WOODS (TAS) (29th)						
3	<b>26.331</b>	32.128	21.450	31.216	1:51.125	192	1	27.911	34.009	22.035	32.681	1:56.636	186
4	27.337	32.393	22.341	31.118	1:53.189	199	2	27.531	33.499	21.708	<b>31.466</b>	1:54.204	188
5	27.058	32.763	21.533	30.690	1:52.044	185	3	27.737	33.043	21.538	31.649	1:53.967	194
6	26.769	33.403	21.686	31.228	1:53.086	193	4	27.477	<b>32.739</b>	21.737	31.643	1:53.596	190
7	27.309	32.194	<b>21.147</b>	30.126	1:50.776	192							

*Scott Laing*  
 Chief Timekeeper - Scott Laing

*Tom Williams*  
 Clerk of Course - Tom Williams



COMPUTIME RACE TIMING SYSTEMS PTY LTD  
[www.computime.com.au](http://www.computime.com.au)

E-mail: [scott@computime.com.au](mailto:scott@computime.com.au) / Ph: 0418 17 13 17





# ASBK RESULTS

## AUSTRALIAN SUPERSPORT 300 CHAMPIONSHIP

Date: 28/02/20  
 Event: Q05  
 Weather: Partly cloudy - Temp: 18.2C  
 Track: Dry - Temp: 29.5C

### Qualifying

Started at: 17:38:04  
 Laps: 15 Min  
 Starters: 43  
 Printed at: 18:17

### SPLIT TIMES

Lap	Split 1	Split 2	Split 3	Split 4	Lap Time	Spd	Lap	Split 1	Split 2	Split 3	Split 4	Lap Time	Spd
5	27.785	36.858	21.968	31.946	1:58.557	183	1		1:58.332	22.611	32.402	2:53.345	
6	28.019	33.191	21.939	31.990	1:55.139	180	2	27.739	32.688	21.557	31.317	1:53.301	180
7	28.492	33.816	<u>21.431</u>	31.784	1:55.523	187	3	27.381	33.739	22.099	31.565	1:54.784	182
8	<u>27.242</u>	32.948	21.604	31.483	<u>1:53.277</u>	190	4	26.780	<u>31.724</u>	<u>20.985</u>	30.569	<u>1:50.058</u>	184
<b>59 Tom DRANE (NSW) (28th)</b>							5	26.999	32.102	21.723	33.931	1:54.755	194
1	28.262	34.350	22.418	33.259	1:58.289	191	6	26.793	32.188	21.476	<u>30.416</u>	1:50.873	189
2	27.921	33.426	21.965	31.836	1:55.148	193	7	26.878	31.864	21.273	31.459	1:51.474	185
3	27.290	<u>33.051</u>	21.584	31.938	1:53.863	190	8	<u>26.676</u>	32.612	21.193	30.481	1:50.962	191
4	27.720	33.705	21.667	31.634	1:54.726	183	<b>72 Ben BAKER (NSW) (3rd)</b>						
5	<u>27.035</u>	33.700	22.241	32.197	1:55.173	194	1	26.815	32.381	25.234	30.914	1:55.344	189
6	27.112	33.053	21.696	31.326	<u>1:53.187</u>	191	2	26.634	31.981	21.115	30.547	1:50.277	190
7	27.930	33.405	21.560	31.962	1:54.857	196	3	26.568	<u>31.320</u>	<u>20.861</u>	30.563	<u>1:49.312</u>	194
8	27.518	33.376	<u>21.426</u>	<u>31.227</u>	1:53.547	190	4	<u>26.458</u>	31.703	20.930	30.226	1:49.317	194
<b>66 Mitchell SIMPSON (SA) (33th)</b>							5	26.966	32.874	21.671	33.121	1:54.632	190
1	28.077	33.282	22.223	32.161	1:55.743	177	6	26.898	32.959	21.375	<u>30.068</u>	1:51.300	186
2	27.729	32.985	21.845	<u>31.398</u>	1:53.957	175	7	<u>26.458</u>	31.679	21.608	31.422	1:51.167	193
3	27.905	33.694	21.995	31.921	1:55.515	185	8	26.662	32.296	22.389	30.515	1:51.862	189
4	27.733	33.012	22.037	32.093	1:54.875	177	<b>76 Lindsay RUSSELL (NSW) (DNQ)</b>						
5	27.764	33.101	21.893	32.005	1:54.763	175	1	30.705	37.236	24.157	36.209	2:08.307	174
6	27.617	33.081	21.985	31.731	1:54.414	177	2	30.583	40.247	24.463	35.524	2:10.817	168
7	<u>27.173</u>	<u>32.674</u>	<u>21.795</u>	31.815	<u>1:53.457</u>	182	3	30.411	36.313	23.920	35.391	2:06.035	168
8	27.527	32.880	21.866	31.751	1:54.024	178	4	30.552	36.976	23.851	<u>34.545</u>	2:05.924	171
<b>68 Luke POWER (VIC) (14th)</b>							5	<u>29.808</u>	37.077	23.995	35.002	2:05.882	176
1		1:23.661	22.001	31.738	2:17.400		6	29.969	<u>35.898</u>	<u>23.780</u>	35.155	<u>2:04.802</u>	176
2	27.964	32.533	21.263	30.966	1:52.726	181	7	30.165	36.969	23.784	34.916	2:05.834	174
3	27.050	32.233	21.079	30.769	1:51.131	183	<b>78 Caleb GILMORE (NZ) (13th)</b>						
4	26.846	32.107	21.357	32.401	1:52.711	183	1		2:03.081	22.063	32.245	2:57.389	
5	26.723	32.445	21.641	33.554	1:54.363	184	2	30.281	32.708	21.204	31.211	1:55.404	143
6	29.049	57.560	21.230	<u>30.595</u>	2:18.434	168	3	26.747	<u>31.928</u>	<u>20.760</u>	30.812	<u>1:50.247</u>	191
7	<u>26.489</u>	32.036	21.126	30.633	<u>1:50.284</u>	186	4	26.735	32.313	21.335	31.012	1:51.395	193
8	26.703	<u>32.033</u>	<u>21.033</u>	30.761	1:50.530	185	5	27.168	33.374	21.071	31.087	1:52.700	188
<b>69 Archie McDONALD (NSW) (11th)</b>							6	26.884	32.231	21.186	30.608	1:50.909	190
							7	<u>26.586</u>	32.014	21.060	30.915	1:50.575	192


*Scott Laing*  
 Chief Timekeeper - Scott Laing

*Tom Williams*  
 Clerk of Course - Tom Williams



COMPUTIME RACE TIMING SYSTEMS PTY LTD  
[www.computime.com.au](http://www.computime.com.au)

E-mail: [scott@computime.com.au](mailto:scott@computime.com.au) / Ph: 0418 17 13 17







# ASBK RESULTS

## AUSTRALIAN SUPERSPORT 300 CHAMPIONSHIP

Date: 28/02/20  
 Event: Q05  
 Weather: Partly cloudy - Temp: 18.2C  
 Track: Dry - Temp: 29.5C

### Qualifying

Started at: 17:38:04  
 Laps: 15 Min  
 Starters: 43  
 Printed at: 18:17

### SPLIT TIMES

Lap	Split 1	Split 2	Split 3	Split 4	Lap Time	Spd	Lap	Split 1	Split 2	Split 3	Split 4	Lap Time	Spd
8	26.794	32.144	22.374	<b>30.462</b>	1:51.774	187	4	26.424	<b>31.913</b>	21.193	31.316	1:50.846	191
							5	26.668	32.042	21.066	30.732	1:50.508	186
							6	<b>26.200</b>	32.239	<b>20.767</b>	<b>29.955</b>	<b>1:49.161</b>	192
<b>88 Joseph MARINIELLO (VIC) (19th)</b>													
1	27.854	33.376	21.587	31.895	1:54.712	196							
2	27.846	32.329	21.543	31.338	1:53.056	189	<b>110 Zak PETTENDY (NSW) (26th)</b>						
3	27.516	32.679	21.397	31.802	1:53.394	193	1	27.802	33.172	22.079	31.860	1:54.913	195
4	<b>26.769</b>	32.173	21.541	31.116	1:51.599	192	2	28.402	33.377	21.837	32.148	1:55.764	192
5	26.807	<b>32.128</b>	<b>21.208</b>	<b>30.726</b>	<b>1:50.869</b>	192	3	<b>27.108</b>	32.949	<b>21.424</b>	<b>31.297</b>	<b>1:52.778</b>	196
6	26.776	33.215	21.630	30.965	1:52.586	195	4	27.193	33.591	21.827	31.477	1:54.088	189
7	27.129	33.911	22.081	31.313	1:54.434	193	5	27.533	33.365	21.789	31.468	1:54.155	191
8	27.268	32.341	21.694	32.142	1:53.445	190	6	27.563	33.283	21.581	31.536	1:53.963	186
							7	27.761	32.977	21.515	31.973	1:54.226	187
							8	27.883	<b>32.834</b>	21.606	31.571	1:53.894	184
<b>95 Matthew RINDEL (VIC) (21th)</b>													
1	28.606	34.147	21.786	33.417	1:57.956	194	<b>121 Reece OUGHTRED (VIC) (18th)</b>						
2	27.135	32.498	21.301	31.150	1:52.084	192	1	27.457	1:26.069	1:22.558	30.968	1:53.526	201
3	27.002	32.766	21.744	<b>30.798</b>	1:52.310	191	2	27.417	1:24.743	1:21.344	30.816	1:52.160	195
4	26.985	32.783	<b>21.280</b>	31.570	1:52.618	193	3	<b>26.702</b>	32.013	21.277	31.163	1:51.155	191
5	27.611	32.726	21.947	31.614	1:53.898	188	4	27.402	<b>31.919</b>	<b>21.022</b>	<b>30.513</b>	<b>1:50.856</b>	182
6	<b>26.673</b>	<b>32.433</b>	21.435	30.978	<b>1:51.519</b>	191	5	27.039	32.665	22.153	31.853	1:53.710	186
7	27.559	32.580	21.732	31.094	1:52.965	184	6	27.961	32.278	21.190	30.596	1:52.025	180
8	27.250	32.658	21.848	31.312	1:53.068	184	7	26.854	32.770	21.371	30.794	1:51.789	192
							8	27.120	32.043	21.470	30.889	1:51.522	180
<b>97 Peter NERLICH (VIC) (10th)</b>													
1	27.590	32.847	21.694	32.533	1:54.664	194	<b>127 Filippo ROVELLI (ITA) (20th)</b>						
2	26.627	32.532	21.606	30.833	1:51.598	192	1		2:30.887	23.453	34.089	3:28.429	
3	26.658	32.032	21.188	30.878	1:50.756	196	2	28.473	44.787	21.881	31.758	2:06.899	187
4	26.576	32.099	21.202	30.487	1:50.364	200	3	27.086	32.610	21.585	31.501	1:52.782	185
5	26.393	<b>31.883</b>	21.710	30.811	1:50.797	199	4	26.902	31.973	<b>21.494</b>	31.311	1:51.680	183
6	26.879	33.464	21.891	31.224	1:53.458	191	5	<b>26.555</b>	<b>31.971</b>	21.568	<b>30.910</b>	<b>1:51.004</b>	185
7	26.854	32.091	<b>21.139</b>	30.449	1:50.533	191	6	26.573	35.336	22.995	1:25.450	2:50.354	186
8	<b>26.375</b>	32.203	21.174	<b>30.254</b>	<b>1:50.006</b>	193	7	33.099	34.922	22.000	31.359	2:01.380 P	
<b>99 Jacob HATCH (NSW) (2nd)</b>													
1	27.337	40.725	21.484	31.697	2:01.243	187	<b>131 Adam COX (QLD) (37th)</b>						
2	28.233	32.927	21.416	30.601	1:53.177	192	1	<b>27.796</b>	33.594	22.273	32.535	1:56.198	181
3	26.552	32.017	21.171	30.692	1:50.432	195	2	29.946	35.661	22.134	32.680	2:00.421	182


*Scott Laing*  
 Chief Timekeeper - Scott Laing

*Tom Williams*  
 Clerk of Course - Tom Williams



**COMPUTIME RACE TIMING SYSTEMS PTY LTD**  
**www.computime.com.au**

E-mail: scott@computime.com.au / Ph: 0418 17 13 17





# ASBK RESULTS

## AUSTRALIAN SUPERSPORT 300 CHAMPIONSHIP

Date: 28/02/20  
 Event: Q05  
 Weather: Partly cloudy - Temp: 18.2C  
 Track: Dry - Temp: 29.5C

### Qualifying


Started at: 17:38:04  
 Laps: 15 Min  
 Starters: 43  
 Printed at: 18:18


### SPLIT TIMES

Lap	Split 1	Split 2	Split 3	Split 4	Lap Time	Spd	Lap	Split 1	Split 2	Split 3	Split 4	Lap Time	Spd
3	27.904	33.327	<u>21.996</u>	32.730	1:55.957	179	5	26.613	32.539	21.324	30.824	1:51.300	197
4	27.797	<u>33.309</u>	22.110	<u>32.439</u>	<u>1:55.655</u>	177	6	26.583	32.582	21.295	30.725	1:51.185	193
							7	<u>26.433</u>	32.335	21.451	31.093	1:51.312	194
							8	26.661	<u>32.126</u>	21.511	31.021	1:51.319	186
<b>161 Josh NODEN (VIC) (25th)</b>													
1	28.286	33.512	21.852	32.314	1:55.964	194							
2	27.099	32.828	21.438	<u>31.034</u>	<u>1:52.399</u>	190	<b>355 Laura BROWN (NSW) (4th)</b>						
3	27.097	33.278	<u>21.389</u>	31.245	1:53.009	189	1	26.926	31.876	21.959	30.619	1:51.380	197
4	<u>26.762</u>	<u>32.758</u>	21.525	31.632	1:52.677	193	2	26.756	31.889	20.984	<u>30.242</u>	1:49.871	194
5	27.117	32.849	22.407	31.331	1:53.704	183	3	26.454	31.766	<u>20.867</u>	30.416	<u>1:49.503</u>	194
6	27.387	33.114	21.508	31.251	1:53.260	182	4	26.522	<u>31.653</u>	21.112	30.311	1:49.598	194
7	27.617	34.415	22.375	32.581	1:56.988	186	5	26.972	32.224	21.603	1:06.268	2:27.067	195
8	27.485	32.904	21.726	31.724	1:53.839	180	6	29.147	32.174	21.082	30.277	1:52.680 P	
							7	<u>26.387</u>	31.924	20.961	30.738	1:50.010	195
							8	27.317	31.946	21.013	30.403	1:50.679	194
<b>308 John LYTRAS (QLD) (12th)</b>													
1	27.980	32.694	21.639	31.525	1:53.838	191							
2	27.152	31.903	21.446	30.813	1:51.314	194	<b>407 Jake SENIOR (VIC) (17th)</b>						
3	26.872	<u>31.593</u>	21.770	34.192	1:54.427	183	1	27.207	33.466	22.185	32.992	1:55.850	188
4	<u>26.602</u>	31.663	23.306	4:11.057	5:32.628	188	2	26.547	32.690	21.493	<u>30.901</u>	1:51.631	194
5	31.061	31.996	<u>21.000</u>	30.781	1:54.838 P		3	<u>26.282</u>	<u>32.274</u>	<u>21.246</u>	30.988	<u>1:50.790</u>	195
6	26.691	31.614	21.237	<u>30.695</u>	<u>1:50.237</u>	187	4	26.562	32.839	21.763	31.372	1:52.536	199
							5	27.291	32.761	21.807	31.655	1:53.514	188
							6	27.098	32.628	21.418	31.128	1:52.272	186
<b>333 Yannis SHAW (NSW) (16th)</b>							7	26.758	32.607	21.600	31.452	1:52.417	189
1	27.165	32.892	21.938	30.916	1:52.911	197	8	27.119	32.564	21.878	31.378	1:52.939	184
2	26.468	32.676	<u>21.113</u>	<u>30.385</u>	<u>1:50.642</u>	196							
3	27.282	32.413	21.342	31.692	1:52.729	197							
4	26.506	32.289	21.134	30.755	1:50.684	191							

\*\*\* NON-QUALIFIER BASED ON QUALIFYING TIME (No. 26) PERMITTED TO START BY CLERK OF COURSE. NON-QUALIFIER (No. 76) NOT PERMITTED TO START \*\*\*

The results are provisional until the end of the time limit for protests and appeals.


  
 Chief Timekeeper - Scott Laing

  
 Clerk of Course - Tom Williams



**COMPUTIME RACE TIMING SYSTEMS PTY LTD**  
**www.computime.com.au**

E-mail: scott@computime.com.au / Ph: 0418 17 13 17





**ASBK RESULTS**  
**AUSTRALIAN SUPERSPORT 300 CHAMPIONSHIP**  
**Qualifying**

Date: 28/02/20  
 Event: Q05  
 Weather: Partly cloudy - Temp: 18.2C  
 Track: Dry - Temp: 29.5C


Started at: 17:38:04  
 Laps: 15 Min  
 Starters: 43  
 Printed at: 18:18


**FASTEST LAPS SEQUENCE**

Race Time	No	Name	Machine	Fastest Lap	On Lap
3:01.709	25	Luke JHONSTON (VIC)	Kawasaki Ninja	1:55.157	1
3:02.807	355	Laura BROWN (NSW)	Yamaha YZF-R3	1:51.380	1
3:09.618	15	Olly SIMPSON (SA)	Yamaha YZF-R3	1:51.155	1
3:27.107	43	Harry KHOURI (NSW)	Kawasaki Ninja	1:50.562	1
4:51.823	25	Luke JHONSTON (VIC)	Kawasaki Ninja	1:50.114	2
4:52.678	355	Laura BROWN (NSW)	Yamaha YZF-R3	1:49.871	2
5:16.466	43	Harry KHOURI (NSW)	Kawasaki Ninja	1:49.359	2
6:42.031	72	Ben BAKER (NSW)	Yamaha YZF-R3	1:49.312	3
7:05.019	43	Harry KHOURI (NSW)	Kawasaki Ninja	1:48.553	3
8:53.509	43	Harry KHOURI (NSW)	Kawasaki Ninja	1:48.490	4

\*\*\* NON-QUALIFIER BASED ON QUALIFYING TIME (No. 26) PERMITTED TO START BY CLERK OF COURSE. NON-QUALIFIER (No. 76) NOT PERMITTED TO START \*\*\*

The results are provisional until the end of the time limit for protests and appeals.


  
 Chief Timekeeper - Scott Laing

  
 Clerk of Course - Tom Williams



**COMPUTIME RACE TIMING SYSTEMS PTY LTD**  
**www.computime.com.au**

E-mail: scott@computime.com.au / Ph: 0418 17 13 17





# ASBK RESULTS

## AUSTRALIAN SUPERSPORT 300 CHAMPIONSHIP

Date: 28/02/20  
Event: Q05  
Weather: Partly cloudy - Temp: 18.2C  
Track: Dry - Temp: 29.5C

### Qualifying

Started at: 17:38:04  
Laps: 15 Min  
Starters: 43  
Printed at: 18:18

### BEST PARTIAL TIMES

Pos	Split 1		Split 2		Split 3		Split 4		LAP		Ideal	Fastest
	Name	Time	Name	Time	Name	Time	Name	Time	Name	Time		
1	H. KHOURI	25.858	H. KHOURI	31.235	A. GRENFELL	20.733	J. HATCH	29.955	H. KHOURI	1:48.071	1:48.490	
2	B. DEMMERY	26.106	B. BAKER	31.320	H. KHOURI	20.736	B. BAKER	30.068	B. BAKER	1:48.707	1:49.312	
3	O. SIMPSON	26.182	O. SIMPSON	31.367	C. GILMORE	20.760	Z. BUNTING	30.122	A. GRENFELL	1:48.782	1:49.512	
4	J. HATCH	26.200	A. GRENFELL	31.442	J. HATCH	20.767	A. GRENFELL	30.157	J. HATCH	1:48.835	1:49.161	
5	J. SENIOR	26.282	L. JHONSTON	31.551	L. JHONSTON	20.835	H. KHOURI	30.242	L. BROWN	1:49.149	1:49.503	
6	L. JHONSTON	26.297	J. LYTRAS	31.593	B. BAKER	20.861	L. BROWN	30.242	B. DEMMERY	1:49.159	1:49.924	
7	Z. BUNTING	26.331	L. BROWN	31.653	L. BROWN	20.867	P. NERLICH	30.254	L. JHONSTON	1:49.256	1:49.781	
8	P. NERLICH	26.375	A. McDONALD	31.724	B. DEMMERY	20.877	J. FARNSWORT	30.344	O. SIMPSON	1:49.338	1:49.962	
9	L. BROWN	26.387	B. DEMMERY	31.750	O. SIMPSON	20.928	Y. SHAW	30.385	P. NERLICH	1:49.651	1:50.006	
10	Y. SHAW	26.433	P. NERLICH	31.883	A. McDONALD	20.985	J. JACOBS	30.407	Z. BUNTING	1:49.723	1:49.918	
11	A. GRENFELL	26.450	J. HATCH	31.913	J. LYTRAS	21.000	A. McDONALD	30.416	C. GILMORE	1:49.736	1:50.247	
12	B. BAKER	26.458	R. OUGHTRED	31.919	R. OUGHTRED	21.022	B. DEMMERY	30.426	A. McDONALD	1:49.801	1:50.058	
13	L. POWER	26.489	C. GILMORE	31.928	L. POWER	21.033	C. GILMORE	30.462	J. LYTRAS	1:49.890	1:50.237	
14	F. ROVELLI	26.555	J. JACOBS	31.970	J. JACOBS	21.108	R. OUGHTRED	30.513	Y. SHAW	1:50.057	1:50.642	
15	K. O'CONNELL	26.583	F. ROVELLI	31.971	Y. SHAW	21.113	L. JHONSTON	30.573	J. JACOBS	1:50.144	1:50.457	
16	C. GILMORE	26.586	L. POWER	32.033	P. NERLICH	21.139	L. POWER	30.595	L. POWER	1:50.150	1:50.284	
17	J. LYTRAS	26.602	Z. BUNTING	32.123	Z. BUNTING	21.147	J. LYTRAS	30.695	R. OUGHTRED	1:50.156	1:50.856	
18	J. JACOBS	26.659	Y. SHAW	32.126	J. FARNSWORT	21.185	J. MARINIELLO	30.726	J. SENIOR	1:50.703	1:50.790	
19	Z. JOHNSON	26.664	J. MARINIELLO	32.128	J. MARINIELLO	21.208	M. RINDEL	30.798	J. FARNSWORT	1:50.764	1:51.614	
20	M. RINDEL	26.673	J. FARNSWORT	32.167	J. SENIOR	21.246	O. SIMPSON	30.861	J. MARINIELLO	1:50.831	1:50.869	
21	A. McDONALD	26.676	J. SENIOR	32.274	M. RINDEL	21.280	L. DURNING	30.889	F. ROVELLI	1:50.930	1:51.004	
22	R. OUGHTRED	26.702	K. O'CONNELL	32.356	L. DURNING	21.323	J. SENIOR	30.901	M. RINDEL	1:51.184	1:51.519	
23	J. NODEN	26.762	M. RINDEL	32.433	K. O'CONNELL	21.345	F. ROVELLI	30.910	K. O'CONNELL	1:51.199	1:52.264	
24	J. MARINIELLO	26.769	Z. JOHNSON	32.577	S. KAPILAWI-JA	21.358	K. O'CONNELL	30.915	J. NODEN	1:51.943	1:52.399	
25	T. DRANE	27.035	J. PORT	32.639	J. NODEN	21.389	J. NODEN	31.034	L. DURNING	1:52.114	1:52.347	
26	J. FARNSWORT	27.068	M. SIMPSON	32.674	Z. PETTENDY	21.424	S. KAPILAWI-JA	31.109	Z. JOHNSON	1:52.426	1:52.921	
27	Z. PETTENDY	27.108	P. BOGNAR	32.724	T. DRANE	21.426	P. BOGNAR	31.225	Z. PETTENDY	1:52.663	1:52.778	
28	L. DURNING	27.155	J. WOODS	32.739	J. WOODS	21.431	T. DRANE	31.227	T. DRANE	1:52.739	1:53.187	
29	M. SIMPSON	27.173	L. DURNING	32.747	R. SMITH	21.431	R. SMITH	31.276	S. KAPILAWI-JA	1:52.833	1:53.453	
30	P. BOGNAR	27.219	J. NODEN	32.758	F. ROVELLI	21.494	Z. PETTENDY	31.297	J. WOODS	1:52.878	1:53.277	
31	J. WOODS	27.242	R. SMITH	32.819	P. BOGNAR	21.716	T. RELPH	31.386	P. BOGNAR	1:52.884	1:53.351	
32	T. RELPH	27.321	Z. PETTENDY	32.834	Z. JOHNSON	21.727	M. SIMPSON	31.398	R. SMITH	1:52.925	1:53.384	
33	R. SMITH	27.399	S. KAPILAWI-JA	32.933	T. RELPH	21.764	Z. JOHNSON	31.458	M. SIMPSON	1:53.040	1:53.457	
34	S. KAPILAWI-JA	27.433	T. DRANE	33.051	M. SIMPSON	21.795	J. WOODS	31.466	T. RELPH	1:53.570	1:54.641	
35	T. VERCOE	27.489	T. RELPH	33.099	J. PORT	21.949	J. PORT	31.635	J. PORT	1:53.921	1:54.717	
36	K. PICKERING	27.545	A. COX	33.309	A. COX	21.996	O. SHORT	31.921	K. PICKERING	1:55.175	1:55.360	
37	J. PORT	27.698	O. SHORT	33.428	K. PICKERING	22.012	K. PICKERING	31.987	O. SHORT	1:55.214	1:55.723	
38	O. SHORT	27.775	T. VERCOE	33.485	T. VERCOE	22.015	T. VERCOE	32.249	T. VERCOE	1:55.238	1:56.152	
39	A. COX	27.796	K. PICKERING	33.631	H. STEWART	22.017	H. STEWART	32.314	A. COX	1:55.540	1:55.655	
40	H. STEWART	28.054	J. SIMPSON	33.631	O. SHORT	22.090	A. COX	32.439	H. STEWART	1:56.236	1:56.751	
41	J. SIMPSON	28.562	H. STEWART	33.851	J. SIMPSON	22.175	J. SIMPSON	32.564	J. SIMPSON	1:56.932	1:56.932	
42	D. FLETCHER	29.396	D. FLETCHER	35.182	D. FLETCHER	22.696	D. FLETCHER	32.917	D. FLETCHER	2:00.191	2:01.855	
43	L. RUSSELL	29.808	L. RUSSELL	35.898	L. RUSSELL	23.780	L. RUSSELL	34.545	L. RUSSELL	2:04.031	2:04.802	

\*\*\* NON-QUALIFIER BASED ON QUALIFYING TIME (No. 26) PERMITTED TO START BY CLERK OF COURSE. NON-QUALIFIER (No. 76) NOT PERMITTED TO START \*\*\*


Chief Timekeeper - Scott Laing

Clerk of Course - Tom Williams



COMPUTIME RACE TIMING SYSTEMS PTY LTD  
www.computime.com.au

E-mail: scott@computime.com.au / Ph: 0418 17 13 17





**ASBK RESULTS**  
**AUSTRALIAN SUPERSPORT 300 CHAMPIONSHIP**  
**Qualifying**

Date: 28/02/20  
 Event: Q05  
 Weather: Partly cloudy - Temp: 18.2C  
 Track: Dry - Temp: 29.5C

Started at: 17:38:04  
 Laps: 15 Min  
 Starters: 43  
 Printed at: 18:18

**BEST PARTIAL TIMES**

Pos	Split 1		Split 2		Split 3		Split 4		LAP	Ideal	Fastest
	Name	Time	Name	Time	Name	Time	Name	Time			

The results are provisional until the end of the time limit for protests and appeals.


*Scott Laing*  
 Chief Timekeeper - Scott Laing

*Tom Williams*  
 Clerk of Course - Tom Williams



**COMPUTIME RACE TIMING SYSTEMS PTY LTD**  
**www.computime.com.au**

E-mail: scott@computime.com.au / Ph: 0418 17 13 17





# ASBK RESULTS

## AUSTRALIAN SUPERSPORT 300 CHAMPIONSHIP

Date: 28/02/20  
 Event: Q05  
 Weather: Partly cloudy - Temp: 18.2C  
 Track: Dry - Temp: 29.5C

Started at: 17:38:04  
 Laps: 15 Min  
 Starters: 43  
 Printed at: 18:18

### GRID SHEET



1	43 H. KHOURI 1:48.490	99 J. HATCH 1:49.161	72 B. BAKER 1:49.312
2	355 L. BROWN 1:49.503	36 A. GRENFELL 1:49.512	25 L. JHONSTON 1:49.781
3	47 Z. BUNTING 1:49.918	11 B. DEMMERY 1:49.924	15 O. SIMPSON 1:49.962
4	97 P. NERLICH 1:50.006	69 A. McDONALD 1:50.058	308 J. LYTRAS 1:50.237
5	78 C. GILMORE 1:50.247	68 L. POWER 1:50.284	16 J. JACOBS 1:50.457
6	333 Y. SHAW 1:50.642	407 J. SENIOR 1:50.790	121 R. OUGHTRED 1:50.856
7	88 J. MARINIELLO 1:50.869	127 F. ROVELLI 1:51.004	95 M. RINDEL 1:51.519
8	49 J. FARNSWORTH 1:51.614	42 K. O'CONNELL 1:52.264	21 L. DURNING 1:52.347
9	161 J. NODEN 1:52.399	110 Z. PETTENDY 1:52.778	55 Z. JOHNSON 1:52.921
10	59 T. DRANE 1:53.187	56 J. WOODS 1:53.277	37 P. BOGNAR 1:53.351
11	29 R. SMITH 1:53.384	30 S. KAPILAWI-JAM 1:53.453	66 M. SIMPSON 1:53.457
12	28 T. RELPH 1:54.641	45 J. PORT 1:54.717	22 K. PICKERING 1:55.360
13	131 A. COX 1:55.655	17 O. SHORT 1:55.723	18 T. VERCOE 1:56.152
14	52 H. STEWART 1:56.751	13 J. SIMPSON 1:56.932	26 D. FLETCHER 2:01.855



# ASBK RESULTS

## AUSTRALIAN SUPERSPORT 300 CHAMPIONSHIP Qualifying

Date: 28/02/20  
Event: Q05  
Weather: Partly cloudy - Temp: 18.2C  
Track: Dry - Temp: 29.5C


Started at: 17:38:04  
Laps: 15 Min  
Starters: 43  
Printed at: 18:18


### RACE INFORMATION

Time	Description
17:38:04	Event Start
17:51:51	Rider 99 (Jacob HATCH) CRASHED TURN 2 - RIDER UP
17:53:03	Rider 28 (Tayla RELPH) STOPPED - FINISH LINE - MECHANICAL
17:53:05	Chequered Flag
17:56:46	Event Finish

\*\*\* NON-QUALIFIER BASED ON QUALIFYING TIME (No. 26) PERMITTED TO START BY CLERK OF COURSE. NON-QUALIFIER (No. 76) NOT PERMITTED TO START \*\*\*

The results are provisional until the end of the time limit for protests and appeals.

  
Chief Timekeeper - Scott Laing

  
Clerk of Course - Tom Williams



COMPUTIME RACE TIMING SYSTEMS PTY LTD  
[www.computime.com.au](http://www.computime.com.au)

E-mail: [scott@computime.com.au](mailto:scott@computime.com.au) / Ph: 0418 17 13 17

